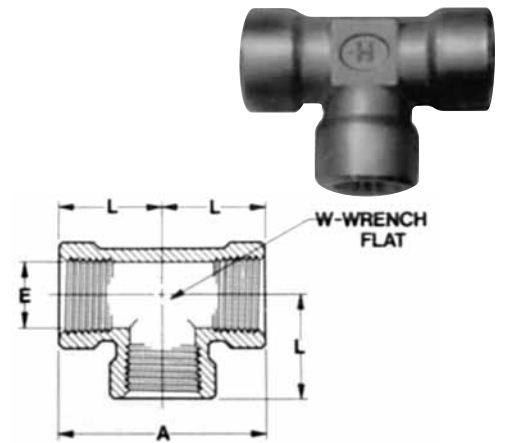


Precision Instrument Pipe Fittings

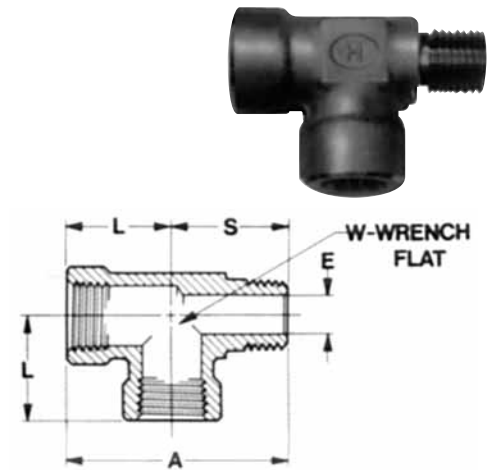
FTP Female Tee (female NPT all ports)

ORDER BY PART NUMBER	PIPE SIZE	DIMENSIONS				WORKING PRESSURE (PSIG)	
	FEMALE	A	L	E MIN	W	BRASS	316SS
2FTP - []	1/8	1 1/2	3/4	1 1/32	1/2	3600	5600
4FTP - []	1/4	1 11/16	27/32	7/16	1 1/16	2900	4600
6FTP - []	3/8	2	1	37/64	1 3/16	2300	3700
8FTP - []	1/2	2 1/4	1 1/8	23/32	1	2200	3500
12FTP - []	3/4	2 7/8	1 1/16	59/64	1 5/8	4200	7900



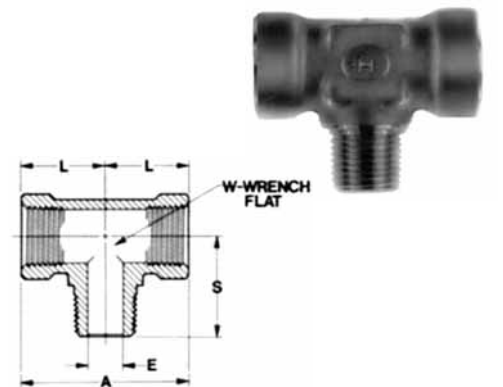
STP Street Tee (female by male run/female branch)

ORDER BY PART NUMBER	PIPE SIZE	DIMENSIONS					WORKING PRESSURE (PSIG)	
		A	L	S	E MIN	W	BRASS	316SS
2STP - []	1/8	1 17/32	3/4	25/32	3/16	1/2	3600	5600
4STP - []	1/4	1 27/32	27/32	1	9/32	1 1/16	2800	4500
6STP - []	3/8	2 1/8	1	1 1/8	3/8	1 3/16	2300	3700
8STP - []	1/2	2 15/32	1 1/8	1 11/32	15/32	1	2200	3500
12STP - []	3/4	3 3/64	1 1/16	1 5/8	5/8	1 5/8	3800	7200



FTBM Male Branch Tee (female run/male branch)

ORDER BY PART NUMBER	PIPE SIZE	DIMENSIONS					WORKING PRESSURE (PSIG)	
		A	L	S	E MIN	W	BRASS	316SS
2FT/BM2 - []	1/8	1 11/16	27/32	27/32	3/16	1 1/16	6200	9700
4FT/BM4 - []	1/4	1 11/16	27/32	1	9/32	1 1/16	2900	4600
6FT/BM6 - []	3/8	2	1	1 1/8	3/8	1 3/16	2300	3700
8FT/BM8 - []	1/2	2 1/4	1 1/8	1 11/32	15/32	1	2200	3500



MTP Male Tee (male NPT all ports)

ORDER BY PART NUMBER	PIPE SIZE	DIMENSIONS				WORKING PRESSURE (PSIG)	
	MALE	A	S	E MIN	W	BRASS	316SS
2MTP - []	1/8	1 1/2	3/4	3/16	7/16	6200	9700
4MTP - []	1/4	2	1	9/32	1 1/16	5000	7800
6MTP - []	3/8	2	1	3/8	1 1/16	4800	7500
8MTP - []	1/2	2 17/32	1 1/64	15/32	1	4700	7400
12MTP - []	3/4	3	1 1/2	5/8	1 1/4	4400	6900

