

Cylinder pressure regulator FE51

spectro**cem**



Cylinder regulator FE51

Specifications

- SPECTROCEM-components guarantee maximum quality by using high grade materials and a quality assurance program acc. to ISO 9001.
- All parts in the gas wetted surface area are cleaned in an ultrasonic cleaning system (CFC-free) with the special Cleaning process SPECTRO-CLEAN® and then baked out.
- SPECTROCEM-components undergo a 100% function- and Helium-leak-test.

Product features

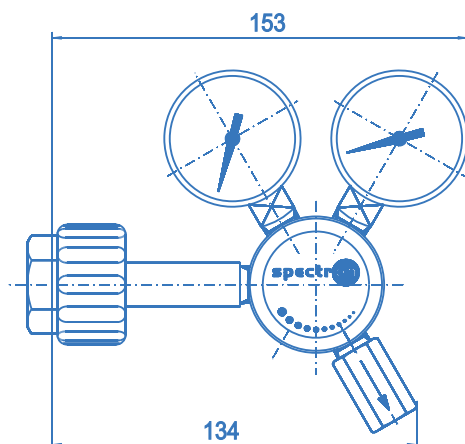
- Stainless steel cylinder pressure regulator
- Pressure regulator with very stable outlet pressure and anti-vibration device
- For corrosive, toxic gases and gas mixtures with corrosive components up to quality 6.0
- 6 ports for flexible and individual configuration
- Suitable for inlet pressures up to 300 bar
- Max. outlet pressures 1.5 up to 200 bar *
- Metal-to-metal seal to atmosphere
- Suitable for ECD-applications
- Pressure regulator can be evacuated
- Inlet filter
- Approved for use with oxygen
- Simple outlet pressure limitation by handwheel
- Easy to install
- New laboratory-style design
- Ergonomically designed

* 1.5 / 4 bar only for inlet pressure \leq 50 bar

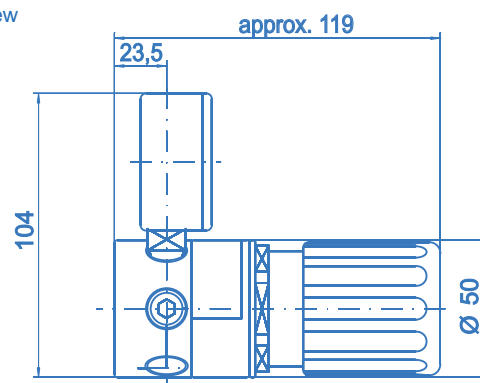
Technical data

Type	single-stage
Inlet pressure P_1	max. 300 bar
Outlet pressure P_2	1,5 / 4 bar ($P_1 \leq 50$ bar) 10 / 20 / 50 / 100 / 200 bar ($P_1 > 50$ bar)
Materials	
Body regulator, relief valve:	SS 316L (SS 1.4404)
Valve seat:	PVDF
Diaphragm:	Hastelloy C276
Filter:	Sintered SS 316L
In- and outlets	1/4" NPT-F
Temperature range	-30°C to +60°C
Leak rate (to atmosphere)	1×10^{-8} mbar l/s He
(via seat)	1×10^{-6} mbar l/s He
Pressure gauge	Safety pressure gauges ISO5171/KI1.6/NG50
Flow capacity	$C_v=0.15$
Weight	1.2 kg

Dimensions
FE51



Side view



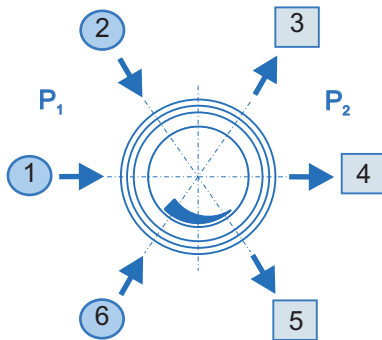
Cylinder pressure regulator FE51



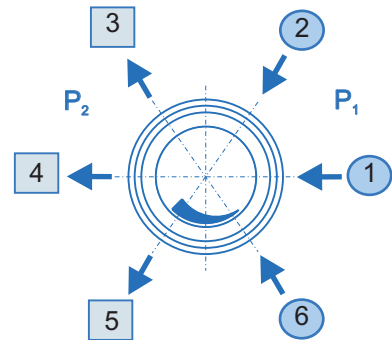
Ordering information:
Cylinder regulator FE51

In- / outlets

- CE 1/4 - 1/8" / 1/4" / 1/2" - OD compression fitting (stainless steel)
- CE 6 - 3/6/8/10/12mm OD compression fitting (stainless steel)
- B - plug
- A - relief valve - 1/4"-NPT-F ($P_2 \leq 100$ bar)
- xxxx - detailed specification of cylinder connection including the relevant standard and number (e.g. BS no.3 for nitrogen up to 230 bar)
- K - contact pressure gauge
- M - pressure gauge
- 0 - 1/4"-NPT-F (port only)



Inlet left: **L**



Inlet right: **R**

FE51 - L - 300 - 20 - 1 - 2 - 3 - 4 - 5 - 6 - N2

Inlet

- L - left
- R - right

Inlet pressure P_1

- | | |
|------------------|--------------------|
| 10 - max. 10 bar | 100 - max. 100 bar |
| 20 - max. 20 bar | 200 - max. 200 bar |
| 50 - max. 50 bar | 300 - max. 300 bar |

Outlet pressure P_2


- 1,5 - up to 1.5 bar ($P_1 \leq 50$ bar)
- 4 - up to 4 bar ($P_1 \leq 50$ bar)
- 10 - up to 10 bar
- 20 - up to 20 bar
- 50 - up to 50 bar
- 100 - up to 100 bar
- 200 - up to 200 bar

Type of gas

Please specify type of gas (for selection of valve seat materials)

Ordering example:

FE51-L-200-10-DIN10-M-M-CE6-A-B-N2



Ordering example:

FE51-R-200-10-CGA540-M-M-CE1/8-A-B-Ar

